



DUCTED AIR CONDITIONERS



Daikin. Making your house a home.

HAPPINESS BEGINS WITH A DAIKIN

When the temperature's right inside your home or workplace, you feel more comfortable.

On a really hot day, you may feel cranky and irritable. While a cold day can leave us feeling dull and gloomy. A stable temperature can make sure you feel more comfortable in your environment.

That's why it's so important to ensure you get the best quality air conditioning for your home.

As a world leader in air conditioning and one of the largest manufacturers of air conditioners in Japan, Daikin can be trusted to keep your climate at a comfortable temperature. After all, air conditioning is Daikin's main focus.

With operations around the globe, Daikin has invested billions of dollars in research and development to produce air conditioning products that are energy efficient, quiet, simple to use, and reliable.

A Daikin Air Conditioner is an investment that will deliver significant benefits to you and your family's environment. You'll find over 400 Daikin Specialist Dealers right across Australia and New Zealand so there's sure to be one right near you.



CONTENTS

Daikin Difference	2-3
Daikin i-text	3
Inverter Technology	4-5
Inverter Models	6-13
Fixed Speed	
Ducted Models	14-15
Hybrid Ducted Models	16-17
Ducted Zone Controller	18
Daikin Solutions	19-20
Daikin Controllers	21

PRODUCT

INVERTER DUCTED MODELS

FDXS25CVMA	FBQ50BV1A
RXS25EBVMA	RXS50FBVMA
FDXS35CVMA	FBQ60BV1A
RXS35EBVMA	RXS60FBVMA
FDXS50CVMA	FBQ71BV1A
RXS50FBVMA	RXS71FBVMA
FDXS60CVMA	(Page 9)
RXS60FBVMA	

FIXED SPEED DUCTED MODELS

FDYQN71FAV1	FDYQN125KAV1
RQ71FV4A	RQ125KV4A
FDYQN100KAV1	FDYQN160KAV1
RQ100KV4A	RQ160KV4A
	(Page 15)

FDYQ50DV1	FDYQ100KAV1
RXS50FBVMA	RZQ100HY4A
FDYQ60DV1	FDYQ125KAV1
RXS60FBVMA	RZQ125HY4A
FDYQ71FAV1A	FDYQ160KAV1
RZQ71FV4A	RZQ160HY4A
FDYQ100KAV1	FDYQ180MV1
RZQ100KV4A	RZYQ7PY1
FDYQ125KAV1	FDYQ200MV1
RZQ125KV4A	RZYQ8PY1
FDYQ160KAV1	FDYQ250MV1
RZQ160KV4A	RZYQ10PY1
(Page 11)	(Page 13)

HYBRID DUCTED MODELS

FDYQN200KV1
RQ200KY1
FDYQN250KV1
RQ250KY1
(Page 17)

MINIMUM ENERGY PERFORMANCE STANDARD

From the 1st of October 2001, ducted and non ducted air conditioners of the vapour compression type with a cooling capacity of up to 65kW manufactured in or imported into Australia and New Zealand, are required to comply with the Minimum Energy Performance Standard (MEPS) limits. These requirements are set out in Australian and New Zealand Standard 3823.2-2001.

Since then MEPS levels have progressively increased and on the 1st of October 2007, increased MEPS levels came into force.

Today, developed countries like Australia are turning to MEPS to increase the overall efficiency of air conditioners in the marketplace.

Daikin is committed to providing air conditioning solutions that are energy efficient, quiet, simple to use and reliable, ensuring our units not only meet MEPS requirements but in most cases exceed the minimum requirements.



DAIKIN'S ONGOING SUPPORT

Daikin's comprehensive 5 year parts and labour warranty applies to all Ducted products in this brochure purchased and installed in Australia or New Zealand.


In the unlikely event of unit malfunction, Daikin has an established service department, including an in house call centre, spare parts division and technical support centre for technical enquiries, ensuring prompt after sales support for all our customers.

Daikin also offers in depth training to its dealers and installers, allowing them to also provide extra sales support to consumers.



DAIKIN'S ZONE CONTROLLER

The Daikin Zone Controller provides total climate control for your home, allowing you to deliver comfort to different areas of your home. For more information, please refer to page 18 of this brochure.



DAIKIN i-text

Control your air conditioner from your mobile phone wherever you are.*

Be in control wherever you go. Come home to a perfectly comfortable temperature simply by using your mobile phone. i-text is the latest advance in Daikin technology that allows you to switch your air conditioning "on" or "off", select your ideal temperature or check current settings, all via text message. For peace of mind it texts you back to confirm your instructions have been carried out.

Daikin i-text can be easily and quickly installed to new and most existing ducted air conditioning systems by your Daikin Specialist.



Keeping an eye on your air conditioner from a distance

Keep an eye on your Daikin's settings while you're out and about. This is especially convenient if there is someone in your house who is unsure how to operate your Daikin or if you've forgotten whether you've left it on or off.

Arriving home to a comfortable temperature

Whether it's summer or winter, you can always walk into your home and know the temperature will be just as you want it. Send a text message from your mobile and your Daikin Ducted system will respond instantly.

Instant notification if anything goes wrong*

In the unlikely event of a malfunction occurring while you're out, a message will be sent to your mobile displaying an error code. This will allow you to have the problem diagnosed and rectified much quicker.

*Subject to GSM coverage. Sim Card required.

THE FINAL WORD ON



Relaxed family moments.

A Daikin Ducted System can provide total air conditioned comfort throughout your new or existing home.

The indoor unit is usually located in the ceiling or under the floor, with flexible ductwork distributing conditioned air through vents located in chosen areas throughout the house, and the compressor is installed outside the home.

A Daikin Ducted Air Conditioning System gives you the flexibility of operation in two or more areas in your home.

This means you can run it in the living areas during the day and in the bedrooms at night. Providing ultimate comfort for you and your family.

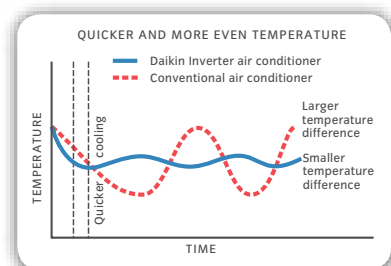


DAIKIN'S INVERTER DIFFERENCE

Daikin Inverter Air Conditioners are more powerful yet they are also more **energy efficient** than conventional, non-inverter models. Conventional air conditioners operate at a fixed speed, delivering a fixed amount of cooling and heating. While trying to maintain a set temperature they operate on a 'stop/start' principle.

A Daikin Inverter has a more advanced technology that operates differently. It works like the accelerator of a car, gently increasing or decreasing power.

It reaches the desired temperature quicker and steadily maintains it without wild fluctuations. That means uninterrupted comfort and significant energy savings.



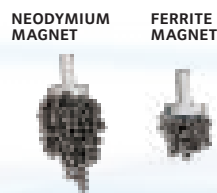

INVERTER TECHNOLOGY

AWARDED ENERGY SAVINGS

Daikin Inverter Air Conditioners are extra efficient and use considerably less energy than non-inverter, conventional units. Daikin's advanced technology is incorporated into a number of the inverter ducted's components resulting in significantly lower energy costs.

Daikin received the Japanese Electric Science and Promotion Prize for its innovative design. More powerful neodymium magnets in the **Reluctance DC Compressor** help generate more power using less energy. Outstanding energy savings are achieved, particularly when operating in the lower speed zone.

RELUCTANCE DC MOTOR




ENERGY SAVING DESIGN

Daikin's advanced compressor designs achieve further energy savings in both the **Swing Compressor** (71 class) and the latest **Scroll Compressor** (100–160 class). The Swing Compressor reduces friction and leakage of refrigerant while the Daikin Scroll Compressor has been redesigned to provide even greater efficiencies than conventional scroll compressors.

Optimum efficiency is achieved with Daikin's **Cross Pass Heat Exchanger** that divides the refrigerant flow into two circuits. The coil structure together with the properties of the R410A refrigerant are improved and the heat transfer efficiency enhanced.

SWING COMPRESSOR



SOUND EFFICIENT

The Daikin Inverter Outdoor Ducted units benefit from significant advances in technology making quieter operation possible. **DC Sine-Wave Inverter** smoothes the motor rotation resulting in a definite reduction in noise, and much greater **energy efficiency**.

Hybrid Aerofoil Fan. High-Flared Bell Mouth. Super Aero Grille. A recently designed fan, with an improved air flow analysis technique developed by NASA, plus other advanced features, provides smoother and quieter air flow while at the same time offering a greater reduction in power consumption.


In **Night Quiet** mode, the speed of the outdoor fan and compressor can be timer operated or automatically reduced when the unit deduces that it is night time. This provides quieter night time operation.

ADVANCED REFRIGERANT TECHNOLOGY

Daikin is the only air conditioning company in the world that manufactures refrigerants. **R410A refrigerant** provides excellent stability, low toxicity and non-combustibility. As well as offering superior energy saving.

DAIKIN'S INVERTER OUTDOOR UNITS INCORPORATE 148 JAPANESE PATENTED FEATURES

1. RELUCTANCE DC COMPRESSOR
2. DC SINE-WAVE INVERTER
3. HEAT DIVIDE TYPE HEAT EXCHANGER
4. NEW SUPER COOLING CIRCUIT
5. DC FAN MOTOR
6. COMPRESSOR LINKED FAN CONTROL
7. HYBRID AEROFOIL FAN. HIGH-FLARED BELL MOUTH. SUPER AERO GRILLE.
8. INTELLIGENT STABLE TEMPERATURE CONTROL



R-410A

INVERTER BULKHEAD MODELS

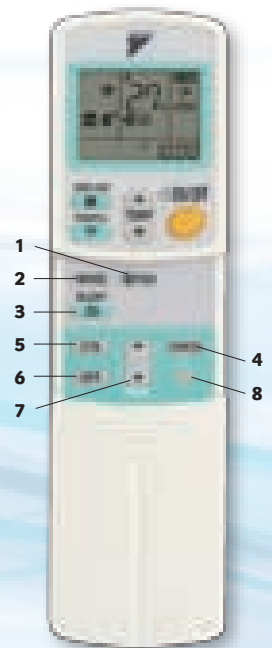
Low external static pressure, 1 phase.

The Daikin Inverter range of FDXS units are ideal for one room or an area of your home. The low profile design of only 200mm, offers flexibility in installation and location of the indoor unit as it requires a ceiling void or bulkhead height of only 240mm.

Furthermore, installation of this series of units leaves maximum floor and wall space for location of furniture, decoration and fittings. It also allows selection of architecturally suitable air inlet and outlet grilles (field supplied) to complement the décor of the room.

FEATURES


- **Compact Design** for flexibility in installation.
- Leaves maximum floor and wall space available for furniture, decorations and fittings.
- **Inverter Powerful** mode can be selected for quick cooling or heating.
- The **Home Leave** function is an energy saving feature which can be selected when leaving the house and the air conditioner will operate at a pre-selected temperature. Alternatively it can also be used to record your preferred (default) settings.
- Indoor unit **Quiet Mode** is useful for times when low noise or gentler cooling/heating operation is required.
- **Automatic Fan Speed** mode selects the appropriate fan speed to suit the thermostat settings and prevailing room temperature.
- **Outdoor Unit Quiet Mode** reduces the operating noise of the outdoor unit for times when low noise operation is required.
- **Hot Start** in the heating mode and after defrost, the indoor heat exchanger is warmed up to a preset temperature first before the indoor fan switches to the set fan speed. This ensures that only warm air is discharged from the air conditioning unit.
- **Swing Compressor** for efficient, quiet and durable compressor operation.
- **Reluctance DC Compressor Motor** for added efficiency and energy saving.
- **Automatic Changeover** mode allows automatic selection of cooling or heating modes to suit the thermostat settings and prevailing room temperature.
- **PAM Control** reduces energy loss ensuring powerful yet efficient operation.
- **Programme Dry** mode gives priority to reducing the level of humidity in the room rather than room temperature.
- **Indoor Unit On/Off** switch (located on the signal receiver) allows operation of the system in instances when the remote control has been misplaced or the batteries are exhausted.
- **24 Hour On/Off timer** starts and stops the air conditioner within a 24 hour period.
- **Night Set Mode** through the use of the timer off circuit, the air conditioner gradually increases the preset cooling temperature and lowers the preset heating temperature, in order to prevent a sudden change in room temperature when the unit switches off.
- **Auto Restart** mode memorises the settings on the controller before a power outage and restarts the unit in the same operating conditions when power is restored.
- **Anti Corrosion** treatment of the outdoor unit heat exchanger ensures greater resistance to salt damage and atmospheric corrosion, compared with untreated heat exchanges.
- **Self Diagnostics** allows fast and easy diagnostics by monitoring the operation of the system and displaying a malfunction code in the unlikely event of a problem developing with the system.
- **Automatic Defrosting** is carried out to minimise the amount of frost on the outdoor heat exchanger ensuring efficient and high heating performance in winter.



- 1 Select between 5 fan speeds and Indoor Unit Quiet Operation
- 2 Selects mode: automatic, cooling, heating, dry, fan-only operation
- 3 Outdoor Unit Quiet Operation
- 4 Cancels On/Off Timer
- 5 24 Hour On Timer
- 6 24 Hour Off Timer and Night Set Mode
- 7 Sets Timer
- 8 Displays Time

INDOOR UNIT

OUTDOOR UNIT

R-410A

FDXS25/35/50/60CVMA

RXS25/35EBVMA

RXS50/60FBVMA

Indoor Unit		FDXS25CVMA	FDXS35CVMA	FDXS50CVMA	FDXS60CVMA
Outdoor Unit		RXS25EBVMA	RXS35EBVMA	RXS50FBVMA	RXS60FBVMA
Rated Capacity	Cool (kW)	2.4	3.4	5.0	6.0
	Heat (kW)	3.2	4.0	5.8	7.0
Capacity Range	Cool (kW)	1.2-3.0	1.2-3.8	1.7-5.3	1.7-6.5
	Heat (kW)	1.2-4.5	1.2-5.0	1.7-6.0	1.7-8.0
Power Input (Rated)	Cool (kW)	0.69	1.09	1.65	2.13
	Heat (kW)	0.91	1.18	1.92	2.32
C.O.P.	C/H	3.48/3.52	3.12/3.39	3.03/3.02	2.82/3.02
Air Flow Rate (Rated)	l/s	158	167	200	266
Indoor Sound Level (@1.5m)	dBA	35	35	37	38
ESP Settings	Pa	40	40	40	40
Indoor Fan Speeds		5 steps, quiet & automatic			
Dimensions (H x W x D)	Indoor (mm)	200 x 900 x 620	200 x 900 x 620	200 x 900 x 620	200 x 1100 x 620
	Outdoor (mm)	550 x 765 x 285	550 x 765 x 285	735 x 825 x 300	735 x 825 x 300
Weight	Indoor (kg)	25	25	27	30
	Outdoor (kg)	34	34	48	48
Power Supply	Ø/V/Hz	1 phase, 220-240V, 50Hz			
Compressor Type		Hermetically sealed swing type			
Refrigerant		R410A			
Refrigerant Control		Electronic		Electronic	
Refrigerant Pipe Size	Liq (mm)	Ø 6.4 (Flared)		Ø 6.4 (Flared)	
	Gas (mm)	Ø 9.5 (Flared)		Ø 12.7 (Flared)	
Drain Pipe Size		VP20 (OD 26, ID 20)		VP20 (OD 26, ID 20)	
Supply Air Conn	mm	153 x 860 (Flange)		153 x 860 (Flange)	153 x 1060 (Flange)
Return Air Conn	mm	180 x 800 (Flange)		180 x 800 (Flange)	180 x 1000 (Flange)
Max Actual Pipe Length	m	20	20	30	30
Max Level Difference	m	15	15	20	20
Pre Charged Length	m	10	10	10	10
Outdoor Operating Range	Cool (°CDB)	10 to 46	10 to 46	10 to 46	10 to 46
	Heat (°CWB)	-10 to 20	-10 to 20	-15 to 18	-15 to 18
Outdoor Sound Level (H) @ 1 Metre from front of unit	Pressure dBA (C/H)	47/48	47/48	47/48	49/49
	Outdoor (dBA)	63	63	62	63

Due to ongoing product development, specifications are subject to change without notice.

For additional information on products in this table refer to notes on page 17.

INVERTER DUCTED MODELS

Mid external static pressure, 1 phase.

SUPERIOR COMFORT

The Daikin Inverter range of ducted units are ideal for small homes or medium sized homes that can be zoned. The Daikin Inverter has increased power at start-up, so the desired temperature is reached quicker. You can also dramatically reduce the humidity levels in a matter of minutes with the Program Dry setting. Daikin Inverter Ducted Systems can handle extreme temperatures and has certified operation in temperatures from a freezing -15°C in heating to a searing 46°C in cooling.

Daikin's Inverter technology provides the comfort of temperature control, reduced energy consumption and quiet indoor and outdoor units.

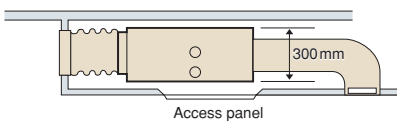
FEATURES OF DAIKIN INVERTER DUCTED SYSTEMS

- MEPS compliant.
- Requires only single phase power supply which can lower installation costs (Models FBQ50/60/71B).
- Inverter compressor control for enhanced comfort levels.
- Quiet yet powerful operation.
- Instant computerised self-diagnostic system, reducing diagnostic time in the unlikely event of a breakdown.
- Hot start. In the heating mode and after defrost, the indoor heat exchanger is warmed up to a preset temperature first before the indoor fan switches to the set fan speed. This ensures that only warm air is discharged from the air conditioning unit.
- Auto restart after power failure.

EASE OF INSTALLATION

THE HEIGHT OF THE UNIT IS A MERE 300mm. IT CAN BE INSTALLED IN A LOW CEILING SPACE.

(WHEN ACCESS PANEL IS USED.)

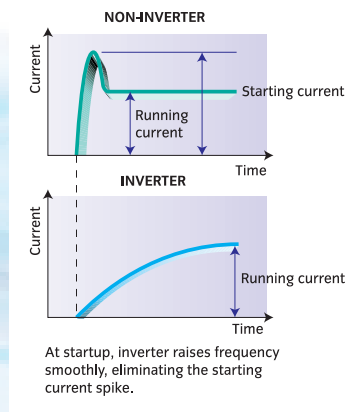


PROVIDED WITH CONDENSATE DRAIN PUMP, MAKING DRAIN PIPING EASIER IN AWKWARD SPACES.



FEATURES OF INVERTER INDOOR UNITS

- Compact Design – height and width reduced to allow indoor unit to be installed in limited ceiling space.
- Built to exceed compliance with relevant AS/NZS standards.
- High strength galvanised steel casing.
- High efficiency (Hi-X) heat exchanger coils that further add to energy savings.
- Microprocessor-controlled operation and monitoring.




FEATURES OF INVERTER OUTDOOR UNITS

- Quiet operation.
- Swing compressor for higher efficiency and reliability.
- Soft starter is unnecessary, making electrical installation work much simpler.
- Up to 30m of refrigerant piping allows flexibility of location of outdoor unit.
- PE coated heat exchangers for greater protection against corrosion.




INDOOR UNIT

OUTDOOR UNIT

R-410A

FBQ50BV1A

RXS50/60FBVMA



FBQ60/71BV1A

RXS71FBVMA

INDOOR UNIT		FBQ50BV1A	FBQ60BV1A	FBQ71BV1A
OUTDOOR UNIT		RXS50FBVMA	RXS60FBVMA	RXS71FBVMA
Rated Capacity	Cool (kW)	5.0	5.7	6.7
	Heat (kW)	6.0	7.0	8.2
Capacity Range	Cool (kW)	1.7-5.6	1.7-7.0	2.3-8.0
	Heat (kW)	1.7-7.0	1.7-8.0	2.3-10.0
Power Input (Rated)	Cool (kW)	1.98	2.23	2.57
	Heat (kW)	1.93	2.26	2.67
C.O.P.	C/H	2.53/3.11	2.56/3.10	2.61/3.07
Air Flow Rate (Rated)	l/s	216	300	300
Indoor Sound Level (@1.5m)	dB(A)	33	34	34
ESP Settings		LO/STD/HI	LO/STD/HI	LO/STD/HI
Indoor Fan Speeds		HI/LO	HI/LO	HI/LO
Dimensions (H x W x D)	Indoor (mm)	300 x 700 x 800	300 x 1000 x 800	300 x 1000 x 800
	Outdoor (mm)	735 x 825 x 300		770 x 900 x 320
Weight	Indoor (kg)	34	41	41
	Outdoor (kg)	48	48	71
Power Supply	Ø/V/Hz	1 phase, 220-240V, 50Hz		
Compressor Type		Hermetically Sealed, Swing Type		
Refrigerant		R410A		
Refrigerant Control		Electronic	Electronic	Electronic
Refrigerant Pipe Size	Liq (mm)	Ø 6.4 (Flared)		
	Gas (mm)	Ø 12.7 (Flared)		Ø 15.9 (Flared)
Drain Pipe Size		VP25 (OD 32, ID 25)		
Supply Air Conn	mm	533 x 228 (Flange)	833 x 228 (Flange)	
Return Air Conn	mm	215 x 460 (Flange)	215 x 760 (Flange)	
Max Actual Pipe Length	m	30		
Max Level Difference	m	20		
Pre Charged Length	m	10		
Outdoor Operating Range	Cool (°CDB)	10 to 46		
	Heat (°CWB)	-15 to 18		
Outdoor Sound Level (H) @ 1 Metre from front of unit	Pressure dBA (C/H)	47/48	49/49	52/52
EPA Sound Power Level	(dBA)	62	63	66

Due to ongoing product development, specifications are subject to change without notice.

For additional information on products in this table refer to notes on page 17.

INVERTER DUCTED MODELS

High external static pressure, 1 phase.

FEATURES OF NEW DAIKIN INVERTER DUCTED SYSTEMS

- Requires only single phase power supply which can lower installation costs.
- Quiet yet powerful operation.
- Hot start. In the heating mode and after defrost, the indoor heat exchanger is warmed up to a preset temperature first before the indoor fan switches to the set fan speed. This ensures that only warm air is discharged from the air conditioning unit.
- Built to exceed compliance with relevant AS/NZS standards.
- Utilise Daikin's leading edge DIII Net electronic control system, for more precise control.

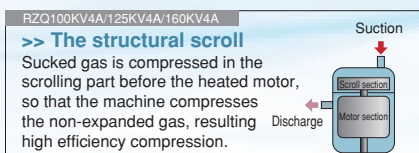
- Compact design of indoor units allows installation into limited roof spaces.
- Indoor units can be dismantled for easier installation into confined roof spaces.
- Night quiet mode reduces the sound levels of the outdoor unit for quieter operation (to be set by Daikin Specialists except FDYQ50/60).
- Certified operation down to -15°C in heating and up to 46°C in cooling.
- PE coated heat exchangers for greater protection against corrosion compared to non treated models.
- Long piping length for greater flexibility in installation (FDYQ50/60:30m) (FDYQ71:50m) (FDYQ100-160:75m).

A COLLECTION OF CUTTING EDGE TECHNOLOGIES COMBINED TO ACHIEVE IMPROVED EFFICIENCY AND QUIETER OPERATION

1 Cutting edge Compressor Technology

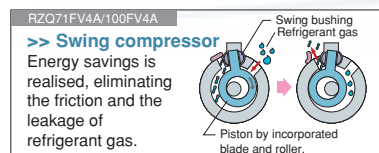
SCROLL COMPRESSOR

Optimum energy saving performance and quieter operation are made possible by reducing overheating losses.



SWING COMPRESSOR

Energy savings are made possible by eliminating leakage of refrigerant and a significant reduction in friction.



Powerful magnets –

Use of neodymium magnets in the motor enables efficient generation of high torque, reducing the size of the compressor.

NEODYMIUM MAGNET



Smooth sine wave DC inverter –

Use of the optimized sine wave smoothes motor rotation, further improving operating efficiency.

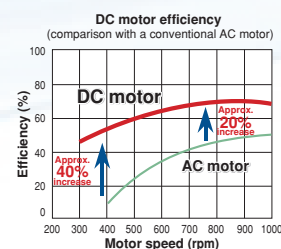
2 Smooth Air Inlet Bell Mouth and Aero Spiral Fan –

These two features work to significantly reduce noise. Guides are added to the bell mouth intake to reduce turbulence in the airflow generated by fan suction. The aero spiral fan features fan blades with the bent blade edges, further reducing turbulence.




3 DC Fan Motor –

Efficiency improved in all areas compared to conventional AC motors, especially at low speeds. (Outdoor unit)



4 Super Aero Grille –

Refined ventilation mechanism enables further reduction in required fan power. Resulting in greater energy savings.





1. RELUCTANCE DC SCROLL COMPRESSOR
2. SMOOTH AIR INLET BELL MOUTH AND AERO SPIRAL FAN
3. DC FAN MOTOR
4. SUPER AERO GRILLE

RZQ100KV4A RZQ125KV4A RZQ160KV4A

INDOOR UNIT

R-410A




FDYQ50/60DV1

FDYQ71FAV1A

FDYQ100/125/160KAV1

OUTDOOR UNIT



RXS50/60FBVMA

RZQ71FV4A

RZQ100/125/160KV4A

INDOOR UNIT		FDYQ50DV1	FDYQ60DV1	FDYQ71FAV1A	FDYQ100KAV1	FDYQ125KAV1	FDYQ160KAV1	
OUTDOOR UNIT		RXS50FBVMA	RXS60FBVMA	RZQ71FV4A	RZQ100KV4A	RZQ125KV4A	RZQ160KV4A	
Rated Capacity	Cool (kW)	AVAILABLE JANUARY 2009		7.1	10.0	12.5	15.0	
	Heat (kW)			8.3	12.1	14.9	16.3	
Capacity Range	Cool (kW)			3.2-8.0	5.0-11.2	5.7-14.0	6.2-15.0	
	Heat (kW)			3.5-9.0	5.1-12.5	6.0-16.0	6.2-18.0	
Power Input (Rated)	Cool (kW)			2.50	3.09	4.17	5.74	
	Heat (kW)			2.69	3.46	4.30	4.55	
C.O.P.	C/H			2.75/3.14	3.24/3.50	3.00/3.47	2.61/3.58	
Air Flow Rate (@100pa)	l/s			560	815	900	1000	
Indoor Sound Level (@1.5m)	dB(A)			45	46	48	51	
ESP Settings				STD/Hi		STD/Hi		
Indoor Fan Speeds				Hi/Lo		Hi/Lo		
Dimensions	Indoor (mm)			360 x 1168 x 869		360 x 1478 x 899		
	Outdoor (mm)			770 x 900 x 320		1170 x 900 x 320		
Weight	Indoor (kg)			47		59	65	66
	Outdoor (kg)	65		98				
Power Supply	Ø/V/Hz			1 phase, 220-240V,50Hz				
Compressor Type				Hermetically Sealed, Swing Type	Hermetically Sealed, Scroll Type			
Refrigerant				R410A				
Refrigerant Control				Electronic				
Refrigerant Pipe Size	Liq (mm)	Ø 9.5 (Flared)		Ø 9.5 (Flared)				
	Gas (mm)	Ø 15.9 (Flared)		Ø 15.9 (Flared)				
Drain Pipe Size		ID 25mm, OD 32mm		ID 25mm x OD 32mm				
Supply Air Conn.	mm	751 x 243 (Flange)		1152 x 243 (Flange)				
Return Air Conn.	mm	1 x 400 (Oval)		2 x 400 (Oval)				
Max Actual Pipe Length	m	50		75				
Max Level Difference	m	30		30				
Pre Charged Length	m	30		30				
Outdoor Operating Range	Cool (°CDB)	-5 to 46		-5 to 46				
	Heat (°CWB)	-15 to 15.5		-15 to 15.5				
Outdoor Sound Level (H) @ 1 Metre from front of unit	Pressure dBA (C/H)	48/50		49/51	50/52	50/52		
EPA Sound Power Level	(dB(A))	66		65	66	67		

Due to ongoing product development, specifications are subject to change without notice.

For additional information on products in this table refer to notes on page 17.

INVERTER DUCTED MODELS

High external static pressure, 3 phase

FEATURES OF NEW INVERTER DUCTED SYSTEMS

- MEPS Compliant.
- Inverter compressor control for enhanced comfort levels.
- High efficiency – for greater energy savings.
- Quiet yet powerful operation.
- Instant computerized self-diagnostic system, reducing diagnostic time in the unlikely event of a breakdown.
- Options and accessories available to customise the system for individual requirements.
- Hot start. In the heating mode and after defrost, the indoor heat exchanger is warmed up to a preset temperature first before the indoor fan switches to the set fan speed. This ensures that only warm air is discharged from the air conditioning unit.
- Auto restart after power failure.

FEATURES OF INVERTER INDOOR UNITS

- High efficiency (Hi-X) heat exchanger coils that further add to energy savings.
- Built to exceed compliance with relevant AS/NZS standards.
- Utilise Daikin's leading edge DIII Net Electronic control system, for more precise control.

- High strength galvanized steel casing.
- Design of indoor units allows for installation into limited roof space.
- Can be dismantled for easier installation in limited roof space.
- Microprocessor-controlled operation and monitoring.

FEATURES OF INVERTER OUTDOOR UNITS


- Night Quiet Mode reduces sound levels even further.
- Re-designed Reluctance DC Scroll Compressor offers superior energy saving, performance, and low noise operation.
- Intelligent defrost for high heat output at low winter outdoor temperatures.
- PE coated heat exchangers for greater protection against corrosion.
- Up to 150m of refrigerant piping allows flexibility of location (RZYQ7-10P) (RZQ100-160H:75m)
- DC Fan Motor – Powerful Neodymium magnets enables superior efficiencies to conventional types.

*Put a little love
in your home.*

INDOOR UNIT

OUTDOOR UNIT

R-410A



FDYQ100/125/160KAV1

RZYQ100/125/160HY4A



FDYQ180/200/250MV1

RZYQ7/8/10PY1

INDOOR UNIT		FDYQ100KAV1	FDYQ125KAV1	FDYQ160KAV1	FDYQ180MV1	FDYQ200MV1	FDYQ250MV1
OUTDOOR UNIT		RZQ100HY4A	RZQ125HY4A	RZQ160HY4A	RZYQ7PY1	RZYQ8PY1	RZYQ10PY1
Rated Capacity	Cool (kW)	10.0	12.5	14.5	18.0	20.0	25.0
	Heat (kW)	12.1	14.9	16.3	20.0	22.4	28.0
Capacity Range	Cool (kW)	5.0-11.2	5.7-14.0	6.2-15.0	10.8-20.0	12.0-22.4	15.0-28.0
	Heat (kW)	5.1-12.5	6.0-16.0	6.2-18.0	12.0-22.4	13.4-25.0	16.8-31.5
Power Input (Rated)	Cool (kW)	3.09	4.17	5.33	5.68	6.43	8.90
	Heat (kW)	3.46	4.30	4.55	5.63	6.27	8.28
C.O.P.	C/H	3.24/3.55	3.00/3.47	2.72/3.58	3.17/3.58	3.11/3.57	2.81/3.38
Air Flow Rate (Rated)	l/s	815	900	1000	1180	1200	1400
Indoor Sound Level (@1.5m)	dBA	46	48	51	51	51	51
ESP Settings		STD/Hi			STD/Hi		
Indoor Fan Speeds		Hi/Lo			Hi/Lo		
Dimensions (H x W x D)	Indoor (mm)	360 x 1478 x 899			500 x 1210 x 910	500 x 1210 x 910	500 x 1410 x 910
	Outdoor (mm)	1345 x 900 x 320			1680 x 930 x 765		
Weight	Indoor (kg)	59	65	66	77	79	98
	Outdoor (kg)	108			205	205	249
Power Supply	Ø/V/Hz	3 phase, 415V, 50Hz					
Compressor Type		Hermetically sealed scroll type					
Refrigerant		R410A					
Refrigerant Control		Electronic					
Refrigerant Pipe Size	Liq (mm)	Ø 9.5 (Flared)			9.5 (Brazed)		
	Gas (mm)	Ø 15.9 (Flared)			19.1 (Brazed)	22.2 (Brazed)	
Drain Pipe Size		ID 25mm, OD 32mm			BSP 3/4 inch Internal Thread (OD 32.7mm)		
Supply Air Conn.	mm	1152 x 243 (Flange)			827 x 376 (Flange)	939 x 376 (Flange)	
Return Air Conn.	mm	2 x 400 (Oval)			918 x 350 (Flange)	1118 x 350 (Flange)	
Max Actual Pipe Length	m	75			150		
Max Level Difference	m	30			50 (40 if outdoor unit is below)		
Pre Charged Length	m	30			0		
Outdoor Operating Range	Cool (°CDB)	-5 to 46			-5 to 43		
	Heat (°CWB)	-15 to 15.5			-20 to 15.5		
Outdoor Sound Level (H) @ 1 Metre from front of unit	Pressure dBA (C/H)	49/51	50/52		57/57	57/57	58/58
EPA Sound Power Level	dBA	65	66	67	72	78	78

Due to ongoing product development, specifications are subject to change without notice.

For additional information on products in this table refer to notes on page 17.

FIXED SPEED DUCTED MODELS

High external static pressure, 1 phase

FEATURES OF DAIKIN FIXED SPEED DUCTED SYSTEMS


- MEPS Compliant.
- Microprocessor controlled operation and monitoring.
- Instant computerised self diagnostic system, for reduced diagnostic time in the unlikely event of a breakdown.
- Hot start. In the heating mode and after defrost, the indoor heat exchanger is warmed up to a preset temperature first before the indoor fan switches to the set fan speed. This ensures that only warm air is discharged from the air conditioning unit.
- Auto restart after power failure.
- Options and accessories available to customise the system to individual requirements.
- Compressor motor gradually increases its speed on start up eliminating starting current spikes.

FEATURES OF DAIKIN FIXED SPEED INDOOR UNITS

- High efficiency (Hi-X) heat exchanger coils that further add to energy savings.
- Built to exceed compliance with relevant AS/NZS standards.
- Utilise Daikin's leading edge DIII Net Electronic control system, for more precise control.
- High strength galvanized steel casing.
- Design of indoor units allows for installation into limited roof space.
- Can be dismantled for easier installation in limited roof space.

FEATURES OF DAIKIN FIXED SPEED OUTDOOR UNITS

- Daikin's advanced compressor designs achieve further energy savings in both the **Swing Compressor** (71 class) and the latest **Scroll Compressor** (100~160 class).
- Super Aero Grill – refined ventilation mechanism enables further reduction in required fan power.
- Up to 50m of refrigerant piping allows flexibility of location.
- Certified operation down to -10°C in heating and up to 46°C in cooling.
- Smooth Air Inlet Bell Mouth and Aero Spiral Fan – these two features work to significantly reduce noise. Guides are added to the bell mouth intake to reduce turbulence in the airflow generated by fan suction. The Aero Spiral Fan further reduces turbulence resulting.




1. SCROLL COMPRESSOR
2. SMOOTH AIR INLET BELL MOUTH AND AERO SPIRAL FAN
3. SUPER AERO GRILLE

Spread the happiness.



INDOOR UNIT

OUTDOOR UNIT

R-410A

FDYQN71FAV1

RQ71FV4A



FDYQN100/125/160KAV1

RQ100/125/160KV4A

INDOOR UNIT		FDYQN71FAV1	FDYQN100KAV1	FDYQN125KAV1	FDYQN160KAV1
OUTDOOR UNIT		RQ71FV4A	RQ100KV4A	RQ125KV4A	RQ160KV4A
Rated Capacity	Cool (kW)	7.1	10.9	13.5	15.3
	Heat (kW)	8.3	11.8	14.2	16.3
Power Input (Rated)	Cool (kW)	2.73	3.97	4.8	5.86
	Heat (kW)	3.60	3.50	4.30	4.80
C.O.P.	C/H	2.60/2.31	2.75/3.37	2.81/3.30	2.61/3.40
Air Flow Rate (Rated)	l/s	560	815	900	1000
Indoor Sound Level (@1.5m)	dBA	45	46	48	51
ESP Settings		STD/HI		STD/HI	
Indoor Fan Speeds		HI/LO		HI/LO	
Dimensions (H x W x D)	Indoor (mm)	360 x 1168 x 869		360 x 1478 x 899	
	Outdoor (mm)	770 x 900 x 320		1170 x 900 x 320	
Weight	Indoor (kg)	48	59	64	66
	Outdoor (kg)	65		99	
Power Supply	ØV/Hz	1 phase, 220-240V, 50Hz			
Compressor Type		Hermetically Sealed, Swing Type		Hermetically Sealed, Scroll Type	
Refrigerant		R410A		R410A	
Refrigerant Control		Electronic		Electronic	
Refrigerant Pipe Size	Liq (mm)	Ø 9.5 (Flared)		Ø 9.5 (Flared)	
	Gas (mm)	Ø 15.9 (Flared)		Ø 15.9 (Flared)	
Drain Pipe Size		ID 25mm OD 32mm		ID 25mm x OD 32mm	
Supply Air Conn.	mm	243 x 751 (Flange)		1152 x 243 (Flange)	
Return Air Conn.	mm	1 x 400 (Oval)		2 x 400 (Oval)	
Max Actual Pipe Length	m	50		50	
Max Level Difference	m	30		30	
Pre Charged Length	m	30		30	
Outdoor Operating Range	Cool (°CDB)	-5 to 46		-5 to 46	
	Heat (°CWB)	-10 to 15.5		-10 to 15.5	
Outdoor Sound Level (H) @ 1 Metre from front of unit	Pressure dBA (C/H)	49/51	51/55	51/53	52/54
	(dBA)	66	67	-	-

Due to ongoing product development, specifications are subject to change without notice.

For additional information on products in this table refer to notes on page 17.

HYBRID DUCTED MODELS

Daikin's Hybrid Ducted System combines technologies from both the inverter and traditional non inverter systems.

Like a non inverter, the Hybrid Ducted System operates at its rated capacity and as the room temperature reaches the desired level, the system uses the intelligence of inverter technology to steadily maintain it without wild fluctuations.

FEATURES OF HYBRID DUCTED SYSTEMS

- MEPS Compliant.
- High efficiency – for greater energy savings.
- Quiet yet powerful operation.
- Instant computerized self diagnostic system, reducing diagnostic time in the unlikely event of a breakdown.
- Options and accessories available to customise the system for individual requirements.
- Hot start. In the heating mode and after defrost, the indoor heat exchanger is warmed up to a preset temperature first before the indoor fan switches to the set fan speed. This ensures that only warm air is discharged from the air conditioning unit.
- Auto restart after power failure.

FEATURES OF HYBRID INDOOR UNITS

- High efficiency (Hi-X) heat exchanger coils that further add to energy savings.
- Built to exceed compliance with relevant AS/NZS standards.
- Utilise Daikin's leading edge DIII Net Electronic control system, for more precise control.

- High strength galvanized steel casing.
- Design of indoor units allows for installation into limited roof space.
- Can be dismantled for easier installation in limited roof space.
- Microprocessor-controlled operation and monitoring.

FEATURES OF HYBRID OUTDOOR UNITS

- Night Quiet Mode reduces sound levels even further.
- Re-designed Reluctance DC Scroll Compressor offers superior energy savings performance.
- Intelligent defrost for high heat output at low winter outdoor temperatures.
- Certified operation down to -20 in heating and up to 43 in cooling.
- PE coated heat exchangers for greater protection against corrosion.
- Up to 50m of refrigerant piping allows flexibility of location.
- DC Fan Motor – Powerful Neodymium magnets enables superior efficiencies to conventional types.


Your perfect atmosphere.



INDOOR UNIT

OUTDOOR UNIT

R-410A



FDYQN200/250KV1

RQ200KY1

RQ250KY1

NOTES

- Rated capacity is measured in accordance with AS/NZS 3823.1.2.
- The cooling (or heating) capacities will be reduced below the rated values as the outside temperature approaches the maximum (or minimum) temperature limits.
- Outdoor sound pressure levels are determined in accordance with JIS8615.
- Outdoor sound levels are determined in an anechoic chamber and may differ once the unit is installed due to ambient conditions.
- Outdoor sound power levels are determined in accordance with EPA regulations.
- The Daikin 5 year warranty applies only to products in this brochure purchased and installed in Australia or New Zealand. It does not apply to any non Daikin components used in the installation (eg ducting, air outlets, zone motors etc).
- Due to ongoing product development, specifications are subject to change without notice.

INDOOR UNIT		FDYQN200KV1	FDYQN250KV1
OUTDOOR UNIT		RQ200KY1	RQ250KY1
Rated Capacity	Cool (kW)	20.0	24.0
	Heat (kW)	22.4	26.8
Power Input (Rated)	Cool (kW)	6.43	8.14
	Heat (kW)	6.27	7.95
C.O.P	C/H	3.11-3.57	2.95/3.37
Air Flow Rate (Rated)	l/s	1200	1400
Indoor Sound Level (@1.5m)	dBA	51	51
ESP Settings		STD/Hi	STD/Hi
Indoor Fan Speeds		Hi/Lo	Hi/Lo
Dimensions (H x W x D)	Indoor (mm)	500 x 1210 x 910	500 x 1410 x 910
	Outdoor (mm)	1680 x 930 x 765	1680 x 1240 x 765
Weight	Indoor (kg)	79	98
	Outdoor (kg)	205	285
Power Supply	Ø V/Hz	3 phase, 415V, 50Hz	
Compressor Type		Scroll	
Refrigerant		R410A	
Refrigerant Control		Electronic	
Refrigerant Pipe Size	Liq (mm)	Ø 9.5 (Brazed)	
	Gas (mm)	Ø 19.1 (Brazed)	Ø 22.2 (Brazed)
Drain Pipe Size		BSP 3/4 inch internal thread	
Supply Air Conn.	mm	827 x 376 (Flange)	939 x 376 (Flange)
Return Air Conn.	mm	918 x 350 (Flange)	1118 x 350 (Flange)
Max Actual Pipe Length	m	50	
Max Level Difference	m	30	
Pre Charged Length	m	0	0
Operating Range	Cool (°CDB)	-5 to 43	
	Heat (°CWB)	-20 to 15.5	
Outdoor Sound Level @ 1 Metre from front of unit	Pressure dBA (C/H)	57	60

DAIKIN'S DUCTED ZONE CONTROLLER

Using the latest Japanese technology, Daikin's Ducted Zone Controller was developed in Australia specifically for Australia & New Zealand conditions. So you can now control your Daikin Ducted Air Conditioning System to deliver ultimate comfort to different areas of your home.

Daikin's state-of-the-art Ducted Zone Controllers have innovative features to make it easy for you to enjoy the comfort of your own home even more.

There are four models to help you tailor your Daikin Ducted System exactly to your needs. The right level of comfort where and when you want it.

There is a backlit display to make it easy for you to view the controller's functions. Its advanced design gives you the flexibility to install your controller in a location of your choice. Plus the easy to read type rather than symbols makes this new controller even more user friendly.

AN EASY CHOICE

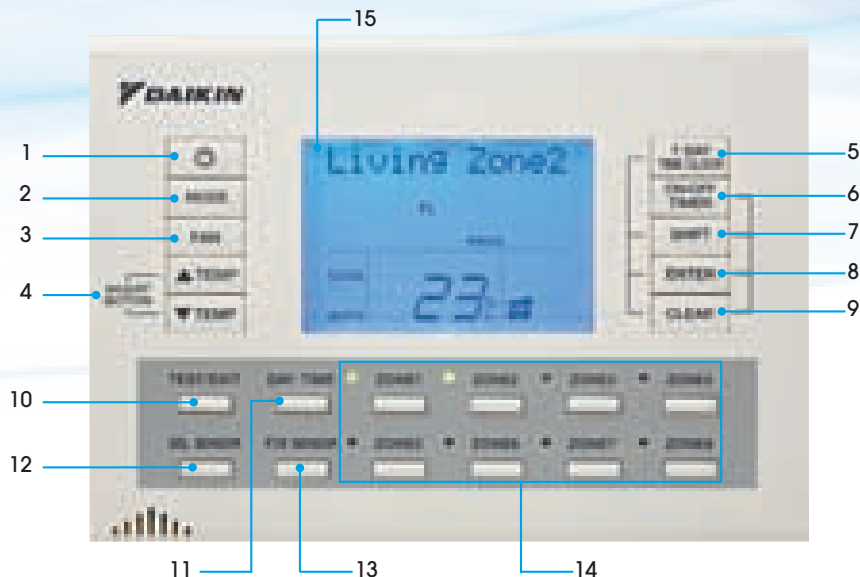
The ability of a Daikin Ducted System to deliver ultimate comfort is maximized by your choice of controller. There are four available so you can match one to the size and number of zones in your home with the controller that's right for your needs.

- BRC230Z4 for up to four zones (230 – 240 volt damper motors)

- BRC230Z8 for up to eight zones (230 – 240 volt damper motors)
- BRC24Z4 for up to 4 zones (24 volt damper motors)
- BRC24Z8 for up to 8 zones (24 volt damper motors)
- BRCSZC – second slave controller ideal for double storey or larger homes

Any one of these new Daikin Ducted Controllers can put you in the zone – the ultimate comfort zone.

EASY TO OPERATE



1. **ON/OFF** – Press this button to turn the air conditioner ON and OFF.
2. **MODE selector** – Press this button to select the AUTO/COOL/HEAT/DRY/FAN mode.
3. **FAN setting** – Press this button to select the air flow rate.
4. **TEMPERATURE adjustment button** – Press this button to make temperature adjustments and other settings.
5. **7 DAY TIME CLOCK** – Press this button to go to the setting display for the "S. 7 Day Timer" and "M. 7 Day Timer".
6. **ON/OFF TIMER** – Press this button to set the ON TIMER and OFF TIMER.
7. **SHIFT** – Press this button to change the display at the time of making settings.
8. **ENTER** – Press this button to accept the settings that have been made.
9. **CLEAR** – Press this button to cancel settings.
10. **TEST/EXIT** – Press this button to exit programs.
11. **DAY/TIME** – Press this button to go to the clock and day setting.
12. **SELECT SENSOR** – Press this button for sensor selection.
13. **FIXING SENSOR** – Press this button to enter the sensor selection that has been made.
14. **ZONE** – Press this button to make zone settings.
15. **DISPLAY** – The present settings are displayed on the LCD.

SUPERIOR TECHNOLOGY IN AIR CONDITIONING SOLUTIONS

Daikin's comprehensive range of domestic and commercial air conditioners provides superior comfort and efficiency to any sized building or space.

From a small apartment to a multi-storey building, Daikin has the air conditioning solution.

Research and development in the areas of mechanics, electronics and chemicals, enables Daikin to select components that will work seamlessly together, giving you an air conditioning system of the highest quality and reliability.

Daikin's state-of-the-art management control and monitoring systems provide added energy efficiency, improved maintenance and cost reduction for any commercial air conditioning installation. Most Daikin units can be incorporated into these management control systems.




SPLIT SYSTEM

A Daikin Split System will air condition one room or an area of your home. Discreet wall-mounted models, compact floor consoles and versatile floor and ceiling units are all part of the Daikin range.

Split systems are available in Cooling Only and Heating & Cooling, plus you can choose from inverter and fixed speed.

SUPER MULTI-SPLIT SYSTEMS


A Daikin Multi-Split System can air condition up to nine rooms using only one outdoor unit. Multi-Split Systems are ideal for situations where there is limited space for outdoor units or insufficient ceiling space for ducting. A Daikin Multi-Split System allows individual control of the air conditioning in each room, optimising comfort levels and offering savings on running costs, as wastage is eliminated by only air conditioning rooms as you need to.



SKYAIR

Easy installation and great flexibility makes SkyAir ideal for shops, restaurants, offices, schools, showrooms and even larger residential rooms. The SkyAir Super Inverter series can provide savings on energy costs, compared to the non-inverter equivalent models.

There is a wide selection of models available meaning SkyAir can provide the answer to any air conditioning need.



CONTROLS

State of the art control systems compatible with Daikin's range of units deliver advanced monitoring and management and superior levels of comfort control.



COMMERCIAL

Daikin air conditioners are installed in thousands of commercial buildings around Australia and are the preferred choice when comfort, superior quality, flexibility and economy are key requirements.

Daikin's revolutionary VRV III (Variable Refrigerant Volume) systems are dramatically changing the way a wide range of new and existing high rise and low rise commercial buildings are air conditioned. Compared to conventional systems, VRV III reduces energy bills, lowers installation and operating costs and increases occupant comfort, VRV III heat recovery systems provide further energy savings.

Daikin also has a wide range of Ceiling-Mounted Ducted Air Conditioners, Rooftop Packaged Units and Chillers.

THE DAIKIN AIR PURIFIER

Using the world's first Titanium Apatite Photocatalytic filter, Daikin Australia has introduced an air purifier that not only removes minute airborne particles from a room and gets rid of unpleasant odours but also adsorbs and deactivates viruses and bacteria.

The Daikin Air Purifier is powerful yet quiet and **energy efficient**. Its compact, attractive design and easy portability makes it ideal for homes, offices, waiting rooms and smaller shops and salons.

Four-directional suction allows the Air Purifier to quickly draw in dust and odours from all parts of the room and by distributing negative ions the unit gives the air a healthier and refreshing feel.



CONTROLLED COMFORT AT YOUR FINGERTIPS

The BRC1D619 is a state of the art remote controller that offers full control over your installation.

With Daikin fully ducted air conditioners, you have total control of your comfort. The BRC1D619 is a state of the art remote controller that offers full control over your installation.

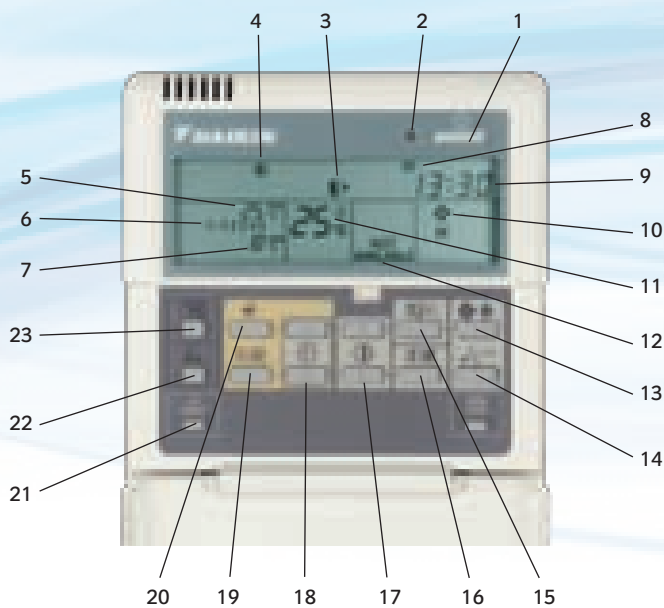
The basic control functions include turning your system on or off, switching between the operating modes and temperature and air volume adjustment. The controller also has a clock and day of the week indicator.

In addition, the controller features a built-in time clock for the convenience of automated operation. Up to five actions per day (totalling 35 actions) can be programmed into the controller and can be linked to a set temperature, LIMIT operation or off command. The timer can be enabled or disabled at any time.

Limit operation provides thermostat control within the range of the set minimum and maximum temperature. The minimum temperature setting will trigger heating; the maximum temperature setting will trigger cooling.

The leave home function if activated prevents the room temperature from dropping when the occupants are out for a longer period. If the room temperature drops below 10°C, heating is started automatically. As soon as 15°C is reached, the controller returns to its original status.

Three hierarchical permission levels can be set to limit the user action if required.



OPTIONAL ACCESSORIES

- BRC1D619** – full function LCD wired remote controller
Programmable 7-day timeclock with temperature set-back control
- BRC230Z4** for up to four zones (230 – 240 volt damper motors)
- BRC230Z8** for up to eight zones (230 – 240 volt damper motors)
- BRC24Z4** for up to 4 zones (24 volt damper motors)
- BRC24Z8** for up to 8 zones (24 volt damper motors)
- BRC5ZC** – second slave controller Ideal for double storey or larger homes
- BRC2A51** – simple LCD wired remote controller
- BRC4C62** – infra-red wireless remote controller kit
- AKRCSO1-1** – room mounted remote temperature sensor
- KRP1B5X** – adaptor PCB for field supplied electric booster heater and outside air fan interlock

1 ON/OFF BUTTON Press the ON/OFF button to start or stop the system.	13 FAN SPEED BUTTON Selects between available fan speeds.
2 OPERATION LAMP The operation lamp lights up during operation or blinks if a malfunction occurs.	14 AIR FLOW DIRECTION ADJUST BUTTON Adjusts air flow discharge direction (not available on ducted units).
3 LEAVE HOME ICON Shows the status of the Leave Home function. ON Leave Home is enabled FLASHING Leave Home is active OFF Leave Home is disabled	15 OPERATION CHANGE/MIN-MAX BUTTON This is a multi purpose button. Depending on the previous manipulations of the user, it can have the following functions. a. Select the operation model of the installation (cooling/heating-dry-fan only). b. Toggles between the minimum and maximum temperature when in limit operation.
4 OPERATION MODEL ICON These icons indicate the current operation mode (cooling, heating, automatic changeover, program dry, fan only).	16 SET POINT/LIMIT BUTTON Toggles between set point, limit operation or OFF (programming mode only).
5 MAXIMUM SET TEMPERATURE When in limit operation, this indicates the maximum temperature that can be set on the controller.	17 TEMPERATURE ADJUST BUTTONS Used to adjust the current set temperature or, when in programming mode, to adjust the programmed set point temperature.
6 SCHEDULE TIMER AND ACTION ICON This indicates that the schedule timer is active and displays the actions for each day.	18 TIME ADJUST BUTTON Used to adjust the clock or, when in programming mode, to adjust the programmed action time.
7 MINIMUM SET TEMPERATURE When in limit operation, this indicates the minimum temperature that can be set on the controller.	19 SCHEDULE TIMER BUTTON Enables or disables the schedule timer.
8 DAY OF THE WEEK INDICATOR Shows the current week day or the set day when reading or programming the schedule timer.	20 PROGRAMMING BUTTON This is a multi purpose button. Depending on the previous manipulations of the user, the programming button can have various functions.
9 CLOCK DISPLAY Indicates the current time or the action time when reading or programming the schedule timer.	21 INSPECTION/TEST OPERATION BUTTON Not used – for service purposes only.
10 FAN SPEED ICON Indicates the set fan speed.	22 VENTILATION VOLUME BUTTON Active only when used in conjunction with a Daikin heat reclaim ventilator (HRV).
11 SET TEMPERATURE DISPLAY Indicates the current set temperature.	23 VENTILATION MODE BUTTON Active only when used in conjunction with a Daikin heat reclaim ventilator (HRV).
12 NOT AVAILABLE Displayed whenever a non installed function is selected.	

Excludes FDXS models



**OPTIONAL INFRA-RED WIRELESS
REMOTE CONTROLLER BRC4C62**

- KRP4A51** – adaptor PCB for external control (e.g. timelock, BMS)
- DCS302CA61** – centralised controller for up to 64 groups
- DST301BA61** – programmable Schedule Timer
- DTA102A52** – interface PCB for central control
- KKPJ5F180** – drain plug connection for outdoor units (RZQ71F, RZQ4P, R(Z)Q100/125/160K)
- KKP937A4** – drain plug connection for outdoor units, (RXS50F, RXS60F)
- KHBK** – indoor unit hanging kit (for suspending from rafters or slabs) for FDYQ(N)71-160
- KRP58M51** – demand adaptor
- DASMS05** – Daikin i-text
- KWC26C280** – drain plug kit to suit RZYQ8
- KWC26C450** – drain plug kit to suit RZQ10

WARRANTY

The Daikin 5 year Parts and Labour Warranty applies only to products on pages 6 – 17 purchased and installed in Australia or New Zealand.



ASSUMPTIONS

All representations made in Daikin Marketing and Promotional material is based on the assumptions that the correct equipment has been selected, appropriately sized and installed in accordance with Daikin's installation instructions and standard industry practices.

ENVIRONMENT QUALIFICATIONS

Daikin Industries Limited have received ISO 14001 Environmental Certification for the Daikin production facilities listed below. ISO 14001 is an international standard specifying requirement for an environmental management system, enabling an organisation to formulate policy and objectives, taking into account legislative requirements and information about significant environmental impacts. It applies to those environmental aspects within the organisation's control and over which it can be expected to have an influence.

Residential Air Conditioning Manufacturing Div. (ISO 9001)
JQA-0486 May 2, 1994 (Shiga Plant)

Commercial Air Conditioning and Refrigeration Manufacturing Div. (ISO 9001)
JMI0107 December 28, 1992 (Kanaoka Factory and Rinkai Factory at Sakai Plant)

Industrial System and Chiller Products Manufacturing Div. (ISO 9001)
JQA-0495 May 16, 1994 (Yodogawa Plant and Kanaoka Factory and Kishiwada Factory)

Daikin Europe N.V. (ISO 9001)
Lloyd 928589.1 June 2, 1993

Daikin Industries (Thailand) Ltd. (ISO 9001)
JQA-1452 September 13, 2002 (ISO 9001)

Daikin Australia Pty Limited (ISO 9001)
QEC 23256 May 31, 2006
Sydney, Brisbane, Adelaide, Melbourne, Newcastle, Townsville, Perth
CEM 20437 October 27, 2006
Sydney, Brisbane

The certification relates only to the environmental management system and does not constitute any endorsement of the products shipped from the facility by the International Organisation for Standardisation.

Head Office / Tokyo Office Certificate number: EC02J0355

Shiga Plant (Japan) Certificate number: EC99J2044

Sakai Plant (Japan) Certificate number: JQA-E-80009

Daikin Industries Ltd (Thailand) Certificate number: JQA-E-90108

Yodogawa Plant (Japan) Certificate number: EC99J2057

QUALITY QUALIFICATIONS

Daikin Industries Limited is the first air conditioning equipment manufacturer in Japan to receive ISO 9001 certification.

All Daikin manufacturing facilities have been certified to ISO 9001 Quality Management System requirements. ISO 9000 Series Certificate is awarded

to suppliers fulfilling the requirements of ISO standards. ISO 9001 is a certificate for quality assurance concerning 'design, development, manufacturing, installation and related service' of products manufactured at that factory.



The ARClick logo identifies businesses with a Refrigerant Trading Authorisation and technicians with a Refrigerant Handling Licence.



That's the Daikin difference

Daikin Australia Pty Limited ABN 62 000 172 967

Email sales@daikin.com.au

Visit our website at www.daikin.com.au or www.daikin.co.nz
For your nearest **Daikin Dealer** call 1300 368 300 (Australia only) or 1300 DAIKIN (Australia only) 0800 324 546 (New Zealand)

Dealer:

Locations: Sydney, Brisbane, Adelaide, Melbourne, Darwin, Newcastle, Townsville, Perth, Tasmania, Auckland

The specifications, designs and information in this brochure are subject to change without notice. Unit colours shown are as close as possible to actual unit colours. Colours depicted in this brochure may vary slightly.